


Step 1:

First peel the eyebrow area with our Premium Brow Scrub. This removes the old skin cells and allows the henna to hold better to the new smooth layer of skin. After the peeling, clean off the scrub residue with a damp cotton pad.



Step 2:

Now cleanse the eyebrows free of grease. Use the Lash & Brow Cleanser for this step. Put a small amount on a cotton pad and wipe over the eyebrows. Then put a small amount of Premium Brow Primer on a cotton pad and cleanse the eyebrows. Then clean off again with a damp cotton pad. A clean and grease-free base is essential so that the henna color can be well absorbed by the skin.



Step 3:

Draw a shape with a sign pencil and apply the required amount of White Paste along the outside of the previously drawn contour of the eyebrows with a brush. The paste prevents the henna color from bleeding and protects the skin outside the contour from unwanted discoloration.



Step 4:


Take one measuring scoop (approx. 0.20g) of henna powder and mix it with a few drops of hot water until a creamy liquid consistency is achieved.

ATTENTION: Please do not use a metal bowl for mixing the Brow Henna color. For an exact dosage of the water please use a pipette.




Step 5:

Apply a thin layer of henna color to the eyebrows with a brush in a pressing motion. After the first layer has been applied and it has dried (approx. 1-2 minutes), another layer can be applied. Optional: for an even more intense result, a third layer of henna can be applied. Leave the color on for 15-20 minutes. The longer the product is left on, the deeper it can penetrate the skin and the more intense the result will be. Important: Always wait until the respective layer of henna color has dried before applying the next layer.



Step 6:

After the application time thoroughly clean the eyebrows with a damp cotton pad.



Step 7:

Now overhanging hairs can be removed using wax, tweezers or the string technique. Now apply a small amount of Brow Oil to protect the color and massage it into the eyebrows. In the first 24 hours no contact with water, soap and cosmetics.

Warning:

Not suitable for persons under 16 years of age.
Use the product only for the eyebrows.
Keep out of reach of children.
May cause allergic reactions.
For professional use only.

J & B Lashes
HIGH QUALITY